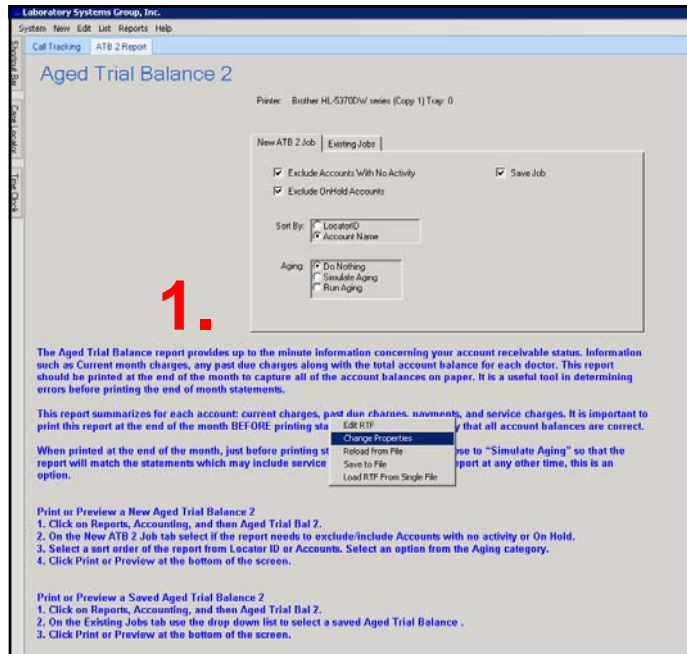


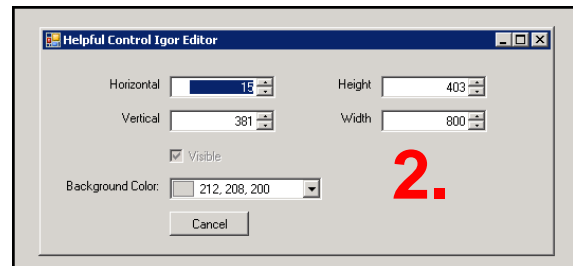
LabManager™ v7^{ersion}

How to change Helpful Blue Text in v7 when it is blocking buttons:

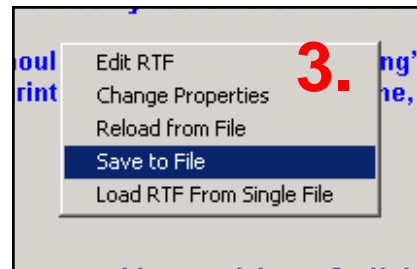
1. Right click on the blue text, and then click on "Change Properties".



2. In the "Helpful Control Editor" modify the height number.



3. When you can see the buttons right click on the blue text again (without closing the "Helpful Control Editor") and then click on "Save to File."



This should keep the settings for the next time you use that screen.

LSG Laboratory Systems Group, Inc.
2733 N. Power Rd. #102 PMB 488
Mesa, AZ 85215

Developer of the **Lab Manager™**
Software for Dental Laboratories

Support (602) 264-5913

Sales (800) 677-1120

www.labsysgrp.com

